

# HIGHLIGHTS: RM MSC SERIES

## SIZING SCREENS – VIBRATING POST SCREENING EQUIPMENT MORE FRACTIONS

RUBBLE MASTER sizing screens have been developed for operators who require high volumes of high grade aggregate material. The unique high power screenbox design is the optimum in screenbox dynamics. With the addition of the 4th product conveyor it can produce up to 5 different grades of materials.



**9.2 m³ hopper, wide loading area**

Enables the use of wider loading buckets.



**High power screenbox**

Features adjustable inclination and achieves exceptional results with an amplitude of up to 10 mm and the highest capacity even with difficult materials.




**Adjustable screenbox inclination and feed conveyor height**

Makes access easier when changing screens and optimises capacities through numerous settings.



**Wedge clamping system**

Rapid and user-friendly screen change.



**Heavy-duty vibrating tipping grid**

Double deck vibrating grid for active screening of feed material before the feed hopper, as an option.



**Wide access engine compartment doors**

Provide perfect access for service and maintenance of engine and hydraulics.




**Fourth conveyor for 3D machines**

Wider belt width for efficient material flow.



**Wide chutes and discharge belts**

Ensures optimum material flow and longer belt life with adjustable belt speeds.




**Screen decks**

Multitude of combinations and configurations for top and bottom deck including e.g. square and elongated meshes and harp screens.



**Rinser option**

Wet screening for increased product quality.



**Optional hopper door**

Controlled adjustable material flow from hopper to main conveyor.

DATA

SIZING SERIES

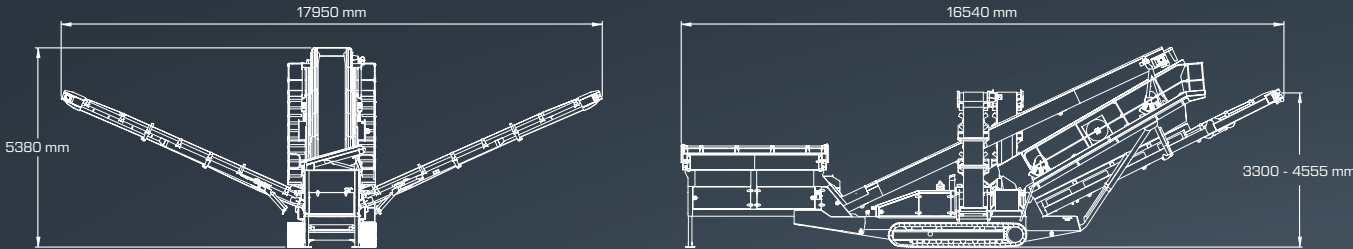
VIBRATING SCREENING EQUIPMENT

	RM MSC5700M-2D	RM MSC6500M-3D	RM MSC8500M-2D
Screenbox, screen surface	3,660 x 1,525 mm	4,265 x 1,525 mm	5,485 x 1,525 mm
Screenbox angle	25° - 35°	18° - 30°	20° - 30°
Feed hopper, volume	9.2 m³	9.2 m³	9.2 m³
Feed hopper, belt width	1,050 mm	1,050 mm	1,050 mm
Main conveyor, belt width	1,050 mm	1,050 mm	1,050 mm
Fines discharge belt, belt width	1,200 mm	1,200 mm	1,200 mm
Fines discharge belt, discharge height	3,300 - 4,555 mm	3,250 - 4,280 mm	3,750 - 4,960 mm
Side discharge belt, belt width	650 mm	650 mm	800 mm
Side discharge belt, discharge height	5,050 mm	5,120 mm   5,220 mm	5,100 mm
Transport dimensions (LxWxH)	15,850 x 3,000 x 3,330 mm	16,220 x 3,000 x 3,385 mm	17,650 x 3,000 x 3,400 mm
Weight, basic machine	26,800 kg	32,000 kg	32,000 kg
Rinser option including spray bars and catchbox	—	—	optional

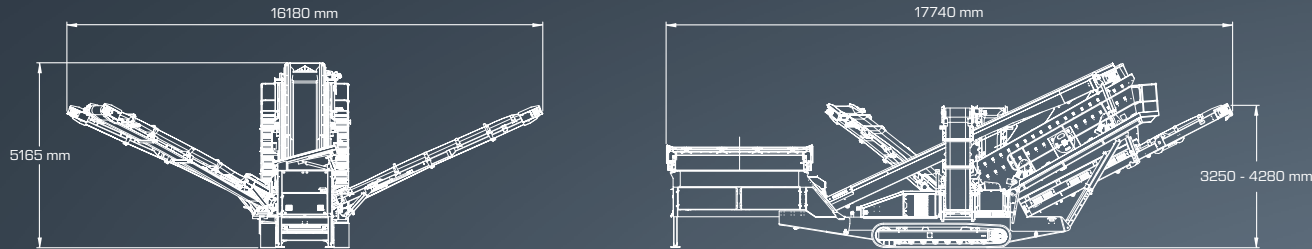
	RM MSC8500M-3D	RM MSC10500M-2D	RM MSC10500M-3D
Screenbox, screen surface	5,485 x 1,525 mm	6,700 x 1,525 mm	6,700 x 1,525 mm
Screenbox angle	20° - 30°	20° - 30°	20° - 30°
Feed hopper, volume	9.2 m³	9.2 m³	9.2 m³
Feed hopper, belt width	1,050 mm	1,050 mm	1,050 mm
Main conveyor belt width	1,050 mm	1,050 mm	1,050 mm
Fines discharge belt, belt width	1,200 mm	1,200 mm	1,200 mm
Fines discharge belt, discharge height	3,880 - 5,025 mm	4,300 - 5,675 mm	4,700 - 5,725 mm
Side discharge belt, belt width	800 mm	800 mm	800 mm
Side discharge belt, discharge height	4,700 mm   4,615 mm	5,100 mm	5,100 mm
Transport dimensions (LxWxH)	17,610 x 3,000 x 3,550 mm	18,850 x 3,000 x 3,400 mm	18,860 x 3,000 x 3,500 mm
Weight, basic machine	34,500 kg	33,000 kg	35,500 kg
Rinser option including spray bars and catchbox	optional	optional	optional

WORKING DIMENSIONS

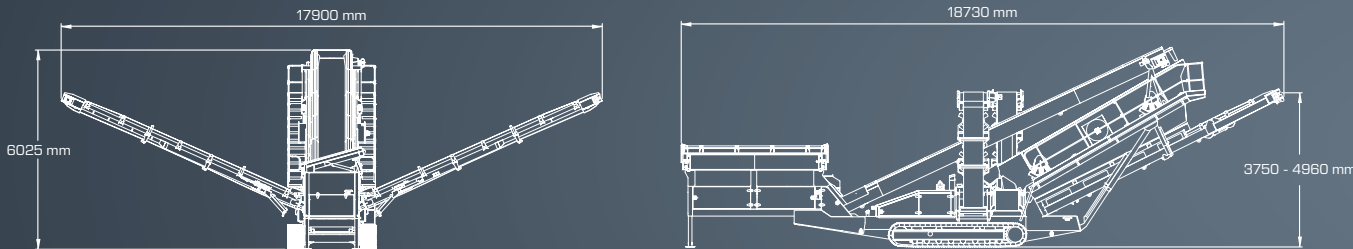
RM MSC5700M-2D



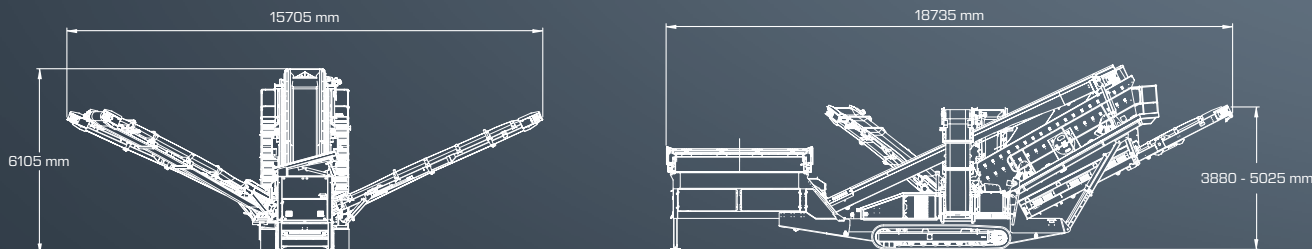
RM MSC6500M-3D



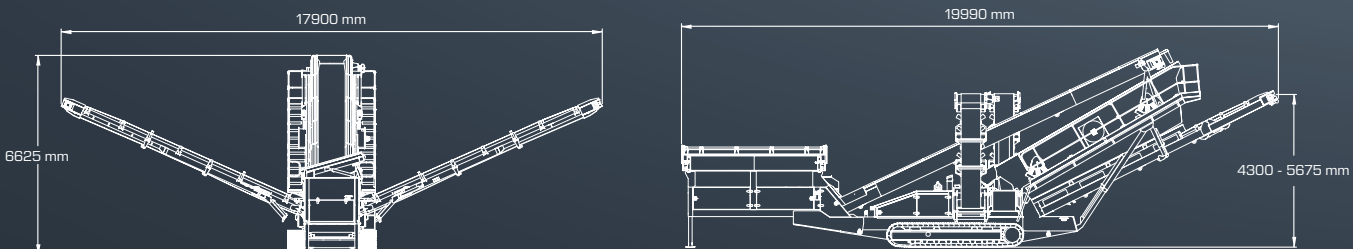
RM MSC8500M-2D



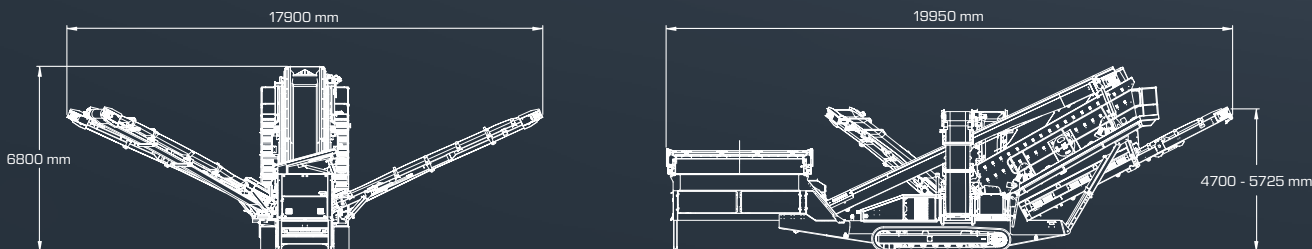
RM MSC8500-3D



RM MSC10500-2D



RM MSC10500-3D



Dimensions in mm. Specifications subject to change in line with technical developments. The machine complies with Guideline 2006/42/EC of the European Parliament.